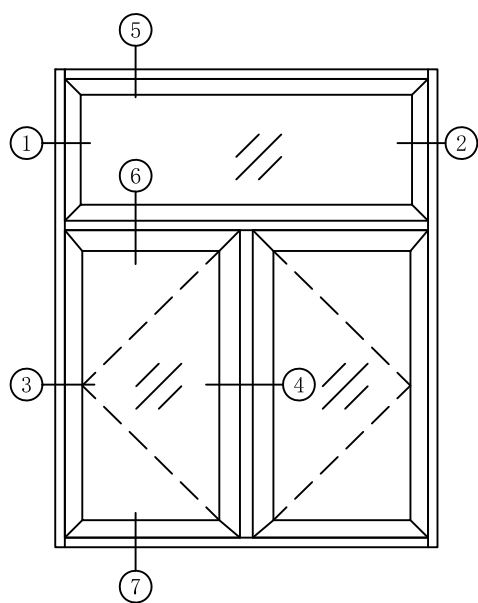
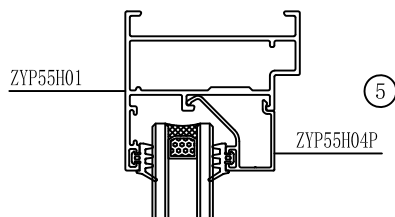


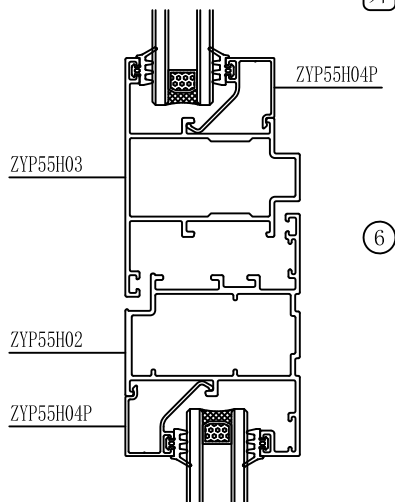
ZYP55H系列平开窗结构图



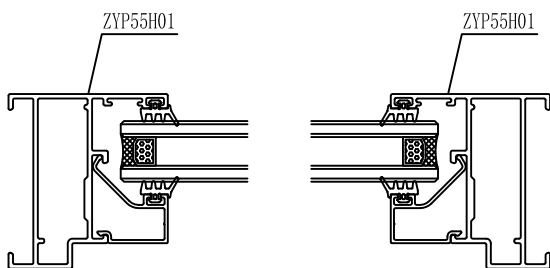
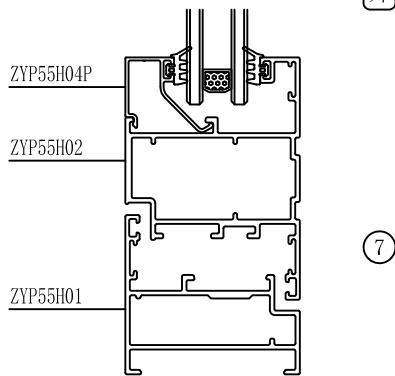
标准窗: 1.5mX1.5m, 耗材约8.5kg/m²。



室外



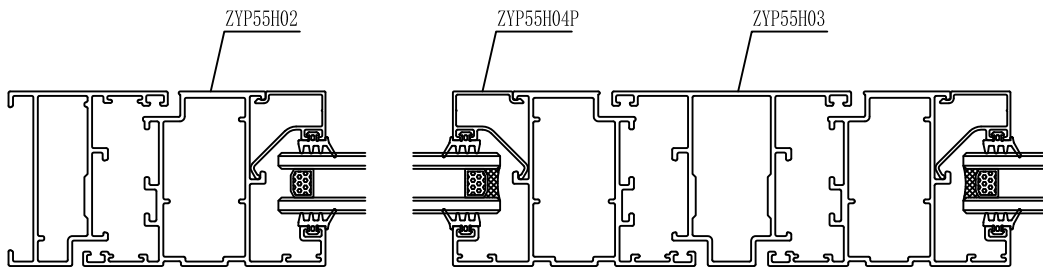
室外



①

室外

②

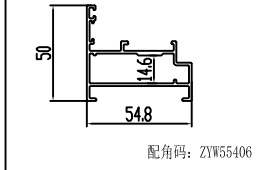
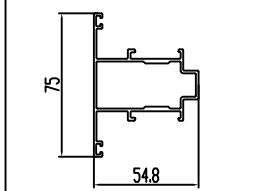
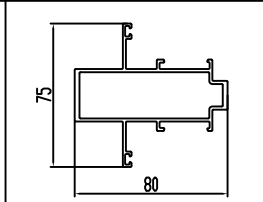
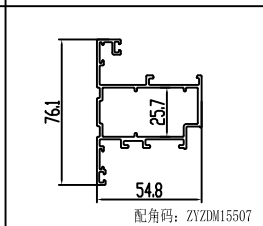
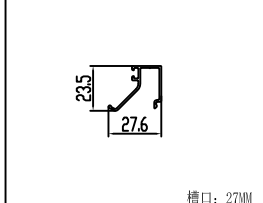


③

室外

④

ZYP55H系列平开窗型材目录

型材编号	图 例	型材编号	图 例	型材编号	图 例
名称		名称		名称	
壁厚T(mm)		壁厚T(mm)		壁厚T(mm)	
重量(kg/m)		重量(kg/m)		重量(kg/m)	
ZYP55H01 窗 框 T=1.4 0.848 kg/m	 配角码: ZYW55406				
ZYP55H03 中 挺 T=1.4 1.005 kg/m					
ZYP55H09 加强中挺 T=1.6 1.341 kg/m					
ZYP55H02 窗 扇 T=1.4 1.146 kg/m	 配角码: ZYZDM15507				
ZYP55H04P 压 线 T=1.0 0.206 kg/m	 槽口: 27MM				
ZYP55H08 中挺连接件 T=2.5 1.108 kg/m	